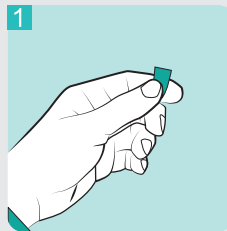


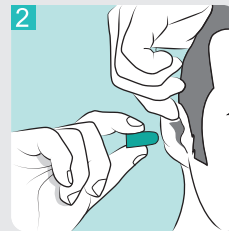
HOW TO USE THE EARPLUGS

UVEX DISPOSABLE EARPLUGS

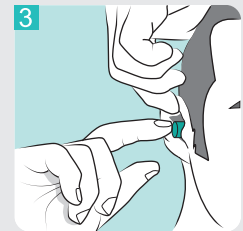
Maximum safety for single use: uvex disposable earplugs offer the best wearing comfort even for longer use. (ASG 1020, ASG 1060)



1 Roll up uvex disposable earplugs.



2 Reach your arm over your head and pull your ear slightly upwards.



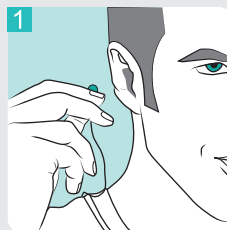
3 Insert uvex earplugs and hold briefly. If they are not visible from the front, they fit perfectly.



1 Throw away uvex disposable earplugs after each use.

UVEX REUSABLE EARPLUGS

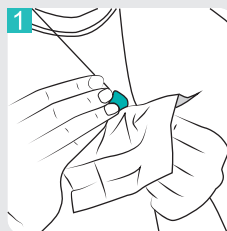
Always handy and easy to clean: uvex reusable ear plugs with hygiene box are the reliable companion in day-to-day work. (ASG 1240)



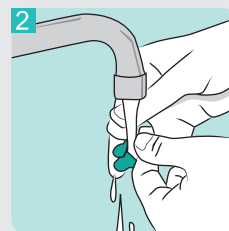
1 Take the uvex reusable earplugs and place the cord behind your head.



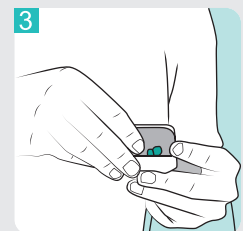
2 Gently press the uvex earplug into the ear canal.



1 Easy cleaning with the uvex wet cleaning cloth.



2 Alternatively, clean with water and mild soap.



3 When not in use, store in the uvex hygiene box.